

# Top Topaz



## Company:

Street + number:

Postal code + town:

Country :

Tel: +.. /

Email:

VAT:

## Order Reference:

Recipient name:

Street + number:

Postal code + town:

Country:

Telephone number for delivery:

Accessible with lorry? YES NO

Is a forklift needed? YES NO  
mandatory if delivery to end customer

Pick up organized by customer

Requested delivery date:

Reference client (for delivery):

## Pool information

### SHAPE (add a drawing)

Rectangular Special shape

### STAIR SECTION

Roman Trapezium Rectangular

### TYPE OF POOL

Liner pool NO YES (welded on site / one piece pre-fabricated liner ) One piece pool (reference: )  
Inox Stepoc/Styropor Mosaic/Ceramic Polypropylene

Standard installation on coping: YES NO standard : +62cm wider than inner pool width

If not, special size

Specify the required width between mountings (outside footing) of the drive system cm

Skimmer pool

Overflow pool Both long sides  
Mirror pool  
One long side (add this to the plan)  
Side opposite to the system  
Other (please add drawing)

Specify the pool width including the overflow stones cm

### TYPE OF WATER TREATMENT

Chlorine Salt electrolysis Other :

Please add measurements to be as clear as possible (in cm). Include your own plan as well.

**Rectangular  
Special shape**

(except polycarbonate and flat slats)

TOP TOPAZ

90 degree corners

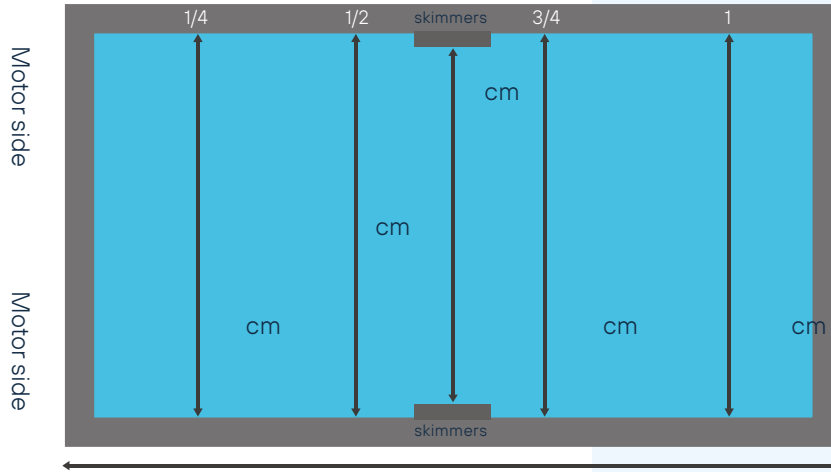
Rounded corners: cm

Bevelled corners: A: cm B: cm C: cm

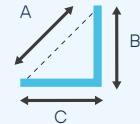
90 degree corners

Rounded corners: cm

Bevelled corners: A: cm B: cm C: cm



**BEVELLED CORNERS**



90 degree corners

Rounded corners: cm

Bevelled corners: A: cm B: cm C: cm

90 degree corners

Rounded corners: cm

Bevelled corners: A: cm B: cm C: cm

**Stairs Cutout**

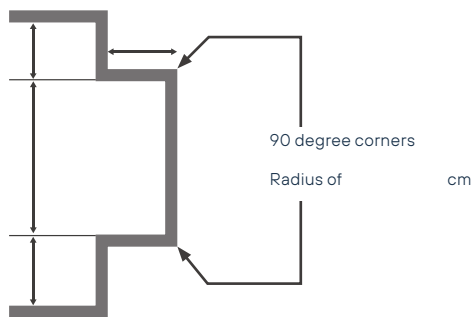


Rectangular

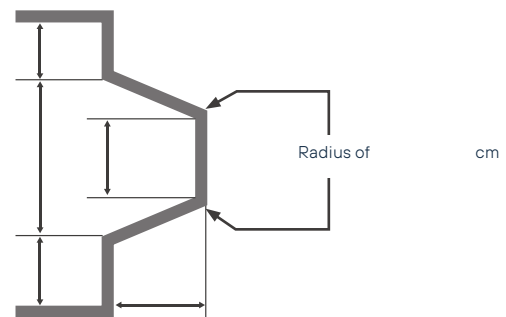


Special shape (except polycarbonate and flat slats)

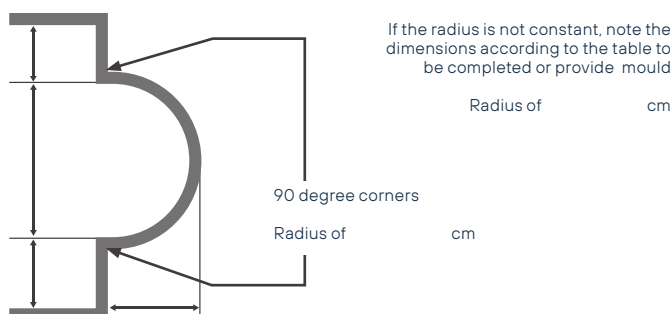
**STRAIGHT STAIR SECTION**



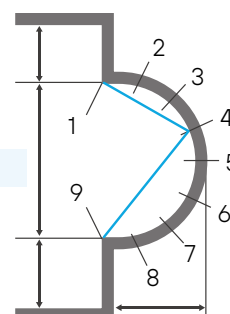
**TRAPEZIUM STAIR SECTION**



**ROMAN STAIR SECTION**



Divide the half circle of the staircase into 8 equal parts. Read the dimensions of : (e.g. from 1 to 4; from 4 to 9..)



1/2	cm
2/9	cm
1/3	cm
3/9	cm
1/4	cm
4/9	cm
1/5	cm
5/9	cm
1/6	cm
6/9	cm
1/7	cm
7/9	cm
1/8	cm
8/9	cm
1/8	cm

## Slats

### LITE PVC 83MM



Fixed end caps



White

Adjustable end caps



Blue



Light Grey



Grey

### LITE FLAT (FLAT PVC SLAT 83MM)



Sand



White



Light Grey



Grey


## Colour drive system



Sand



White



Light grey



Grey

## Options



Safety lock wall fixation



Safety lock with retractable piton



Angled bracket for safety lock coping stone fixation



Guiding wheels (for Covrex Lite) for adjustable end caps    fixed end caps



Retractable mechanical stop for overflow pools (only Lite):  
adjustable end caps    fixed end caps



Extra battery

Other

## Comments

### Signature & stamp

(OBLIGATORY)

order date: