

Top Titanium



Company:

Street + number:

Postal code + town:

Country :

Tel: +.. /

Email:

VAT:

Order Reference:

Recipient name:

Street + number:

Postal code + town:

Country:

Telephone number for delivery:

Accessible with lorry? YES NO

Is a forklift needed? YES NO
mandatory if delivery to end customer

Pick up organized by customer

Requested delivery date:

Reference client (for delivery):

Pool information

SHAPE (add a drawing)

Rectangular Special shape

STAIR SECTION

Roman Trapezium Rectangular

TYPE OF POOL

Liner pool NO YES (welded on site / one piece pre-fabricated liner) One piece pool (reference:)
Inox Stepoc/Styropor Mosaic/Ceramic Polypropylene

Standard installation on coping: YES NO standard : +44cm wider than inner pool width

If not, special size

(obligatory for rail version)

Specify the required width between mountings (outside footing) of the drive system

cm

Skimmer pool

Overflow pool

Both long sides

Mirror pool

One long side (add this to the plan)

Side opposite to the system

Other (please add drawing)

Specify the pool width including the overflow stones

cm

TYPE OF WATER TREATMENT

Chlorine Salt electrolysis Other :

SYSTEM CONFIGURATION:

Rail version*

Solar version

*If curved copings stones : the bench will be placed over the coping stones.

Please add measurements to be as clear as possible (in cm). Include your own plan as well.

**Rectangular
Special shape**

(except polycarbonate and flat slats)

TOP TITANIUM

90 degree corners

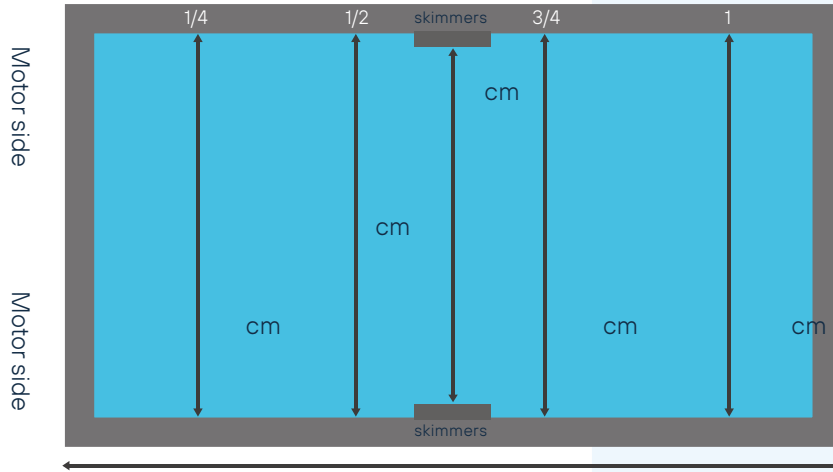
Rounded corners: cm

Bevelled corners: A: cm B: cm C: cm

90 degree corners

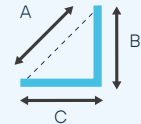
Rounded corners: cm

Bevelled corners: A: cm B: cm C: cm



Total pool length : cm

BEVELLED CORNERS



90 degree corners

Rounded corners: cm

Bevelled corners: A: cm B: cm C: cm

90 degree corners

Rounded corners: cm

Bevelled corners: A: cm B: cm C: cm

Stairs Cutout

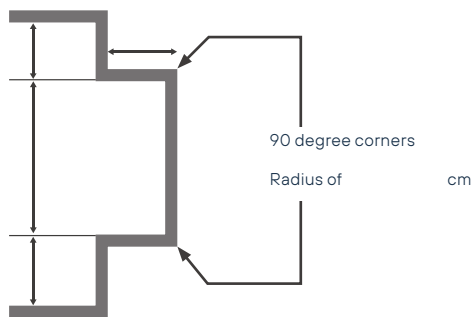


Rectangular

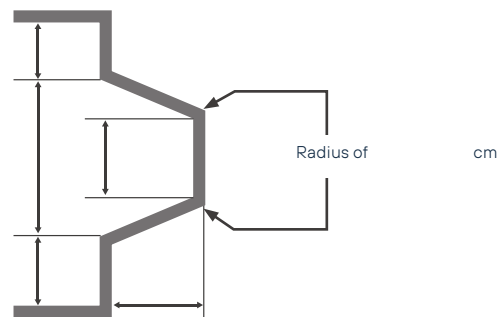


Special shape (except polycarbonate and flat slats)

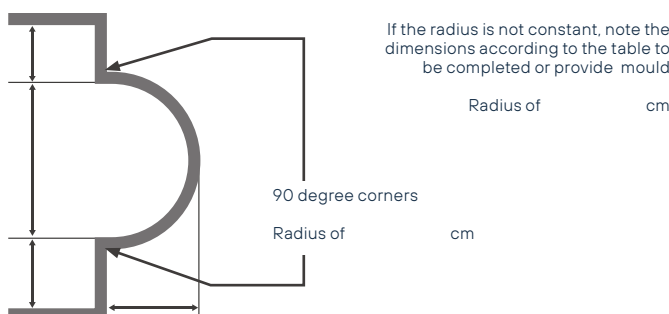
STRAIGHT STAIR SECTION



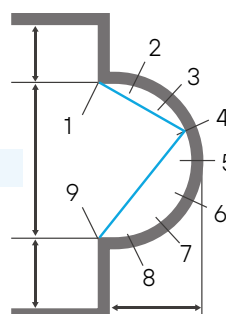
TRAPEZIUM STAIR SECTION



ROMAN STAIR SECTION



Divide the half circle of the staircase into 8 equal parts. Read the dimensions of : (e.g. from 1 to 4; from 4 to 9..)









| | |
|-----|----|
| 1/2 | cm |
| 2/9 | cm |
| 1/3 | cm |
| 3/9 | cm |
| 1/4 | cm |
| 4/9 | cm |
| 1/5 | cm |
| 5/9 | cm |
| 1/6 | cm |
| 6/9 | cm |
| 1/7 | cm |
| 7/9 | cm |
| 1/8 | cm |
| 8/9 | cm |
| 1/8 | cm |

Colour drive system RAL beam/support

- Sand RAL 1015/1015  White RAL 9010/9003  Light grey RAL 7047/7035  Grey RAL 7012/7011 

Colour bench cover

- lisses PVC : Sand  White  Light grey 
- Imitation wood veneer : Light  Regular  Dark 
- Exotic wood 
- No bench cover

Slats



CLASSIC

- Cream White  (RAL9001) Arctic Blue  (RAL5012) Silex Grey  (RAL 7032)
- Pebble Grey  (RAL7004) Steel Grey  (RAL7037)


LITE POLYCARBONATE

- Smoke  Pearly  Blue 

LITE PVC 83MM

- Sand  White  Blue  Light Grey  Grey 
- Fixed end caps Adjustable end caps

LITE FLAT (FLAT PVC SLAT 83MM)

- Sand  White  Light Grey  Grey 

Options



Radio remote control for mounting on an interior wall



Safety lock wall fixation



Safety lock with retractable piton



Angled bracket for safety lock coping stone fixation



Guiding wheels for overflow pools, set of 2 (not available for Covrex Lite)



Guiding wheels (for Covrex Lite) for adjustable end caps fixed end caps



Retractable mechanical stop for overflow pools (only Lite): adjustable end caps fixed end caps



Liner protection caps (for Covrex Classic): installed loose



Rail version: additional 3m rails



LED lighting low tension with remote



Solar - roll-up system with battery+electrical card+photovoltaic panels



Customisable casing : «square» design «bubble» design mirror

Other

Comments

Signature & stamp

(OBLIGATORY)

order date: