

# Top Silver

MECHANICAL VERSION ONLY



## Company:

Street + number:

Postal code + town:

Country :

Tel: +.. /

Email:

VAT:

## Order Reference:

Recipient name:

Street + number:

Postal code + town:

Country:

Telephone number for delivery:

Accessible with lorry? YES NO

Is a forklift needed? YES NO  
mandatory if delivery to end customer

Pick up organized by customer

Requested delivery date:

Reference client (for delivery):

## Pool information

SHAPE (add a drawing)

Rectangular Special shape

STAIR SECTION

Roman Trapezium Rectangular

TYPE OF POOL

Liner pool NO YES (welded on site / one piece pre-fabricated liner ) One piece pool (reference: )  
Inox Stepoc/Styropor Mosaic/Ceramic Polypropylene

Standard installation on coping: YES NO standard : +37cm wider than inner pool width

If not, special size

Specify the required width between mountings (outside footing) of the drive system cm

Skimmer pool

Overflow pool Both long sides  
Mirror pool  
One long side (add this to the plan)  
Side opposite to the system  
Other (please add drawing)

Specify the pool width including the overflow stones cm

TYPE OF WATER TREATMENT

Chlorine Salt electrolysis Other :

Please add measurements to be as clear as possible (in cm). Include your own plan as well.

**Rectangular  
Special shape**

(except polycarbonate and flat slats)

TOP SILVER

90 degree corners

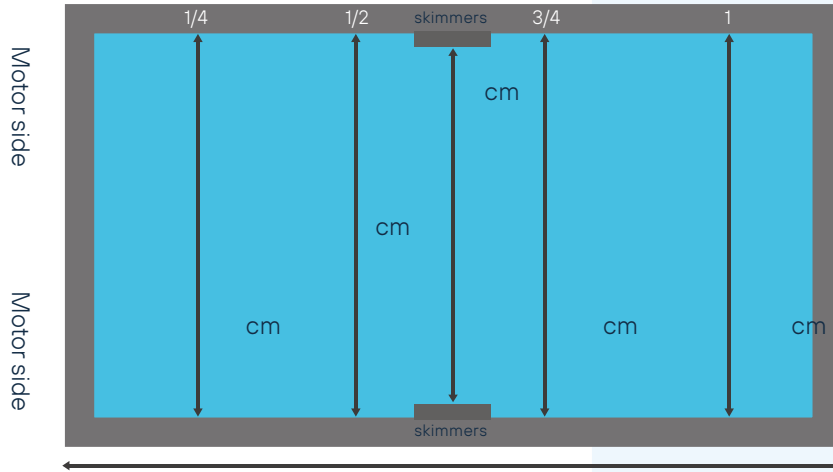
Rounded corners: cm

Bevelled corners: A: cm B: cm C: cm

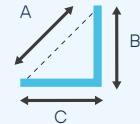
90 degree corners

Rounded corners: cm

Bevelled corners: A: cm B: cm C: cm



**BEVELLED CORNERS**



Total pool length : cm

90 degree corners

Rounded corners: cm

Bevelled corners: A: cm B: cm C: cm

90 degree corners

Rounded corners: cm

Bevelled corners: A: cm B: cm C: cm

**Stairs Cutout**

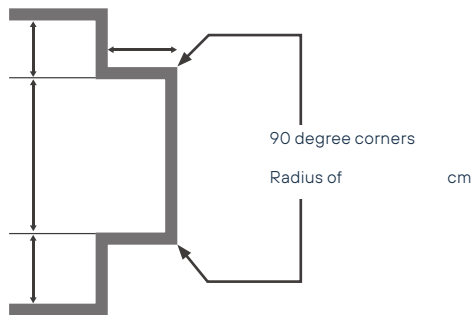


Rectangular

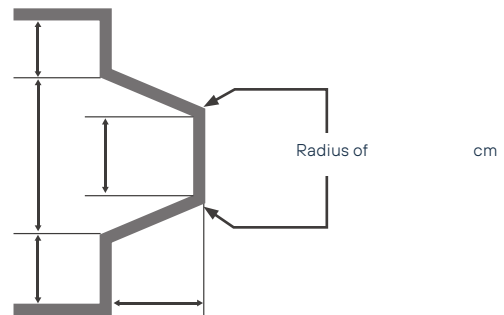


Special shape (except polycarbonate and flat slats)

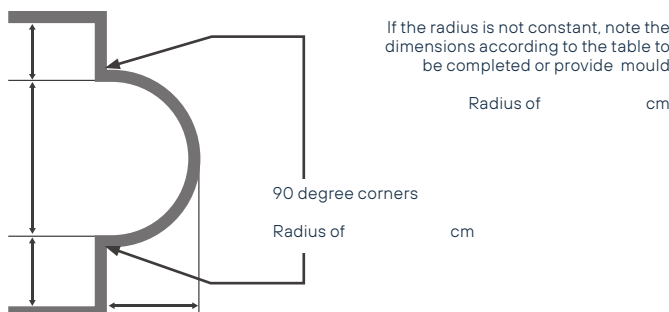
**STRAIGHT STAIR SECTION**



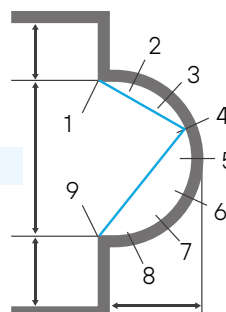
**TRAPEZIUM STAIR SECTION**



**ROMAN STAIR SECTION**



Divide the half circle of the staircase into 8 equal parts. Read the dimensions of : (e.g. from 1 to 4; from 4 to 9..)



1/2	cm
2/9	cm
1/3	cm
3/9	cm
1/4	cm
4/9	cm
1/5	cm
5/9	cm
1/6	cm
6/9	cm
1/7	cm
7/9	cm
1/8	cm
8/9	cm
1/8	cm

## Slats

### LITE PVC 83MM



Fixed end caps



Adjustable end caps



### LITE FLAT (FLAT PVC SLAT 83MM)



Sand



White



Light Grey



Grey

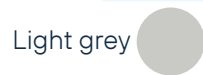
## Colour drive system



Sand



White



Light grey



Grey

## Options



Radio remote control for mounting on an interior wall



Safety lock wall fixation



Safety lock with retractable piton



Angled bracket for safety lock coping stone fixation



Guiding wheels (for Covrex Lite) for adjustable end caps    fixed end caps



Retractable mechanical stop for overflow pools (only Lite): adjustable end caps    fixed end caps

Other

## Comments

## Signature & stamp

(OBLIGATORY)

order date: