

Top Gold



Company:

Street + number:

Postal code + town:

Country :

Tel: +.. /

Email:

VAT:

Order Reference:

Recipient name:

Street + number:

Postal code + town:

Country:

Telephone number for delivery:

Accessible with lorry? YES NO

Is a forklift needed? YES NO
mandatory if delivery to end customer

Pick up organized by customer

Requested delivery date:

Reference client (for delivery):

Pool information

SHAPE (add a drawing)

Rectangular Special shape

STAIR SECTION

Roman Trapezium Rectangular

TYPE OF POOL

Liner pool NO YES (welded on site / one piece pre-fabricated liner) One piece pool (reference:)
Inox Stepoc/Styropor Mosaic/Ceramic Polypropylene

Standard installation on coping: YES NO standard : +37cm wider than inner pool width

If not, special size

Specify the required width between mountings (outside footing) of the drive system cm

Skimmer pool

Overflow pool Both long sides
Mirror pool
One long side (add this to the plan)
Side opposite to the system
Other (please add drawing)

Specify the pool width including the overflow stones cm

TYPE OF WATER TREATMENT

Chlorine Salt electrolysis Other :

Please add measurements to be as clear as possible (in cm). Include your own plan as well.

**Rectangular
Special shape**

(except polycarbonate and flat slats)

TOP GOLD

90 degree corners

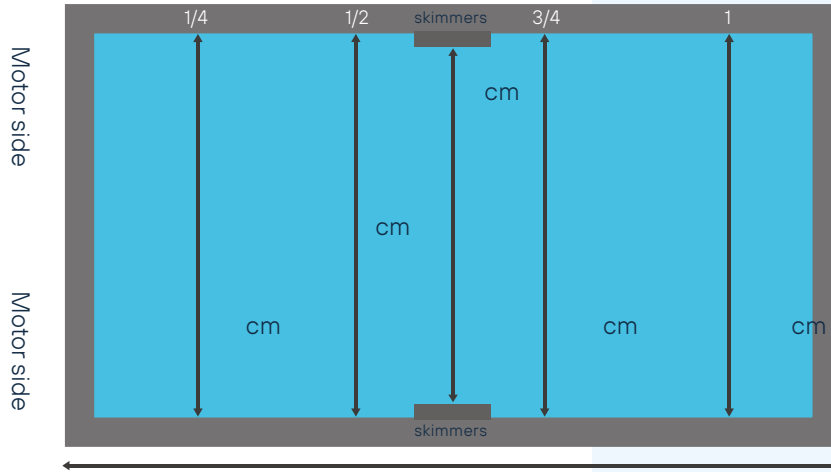
Rounded corners: cm

Bevelled corners: A: cm B: cm C: cm

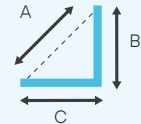
90 degree corners

Rounded corners: cm

Bevelled corners: A: cm B: cm C: cm



BEVELLED CORNERS



Total pool length : cm

90 degree corners

Rounded corners: cm

Bevelled corners: A: cm B: cm C: cm

90 degree corners

Rounded corners: cm

Bevelled corners: A: cm B: cm C: cm

Stairs Cutout

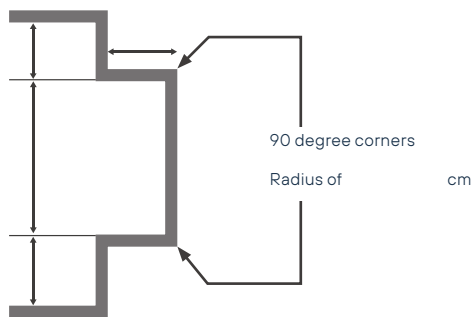


Rectangular

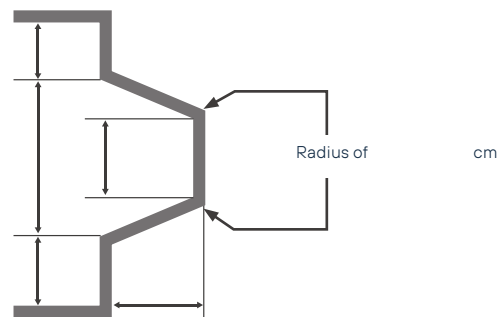


Special shape (except polycarbonate and flat slats)

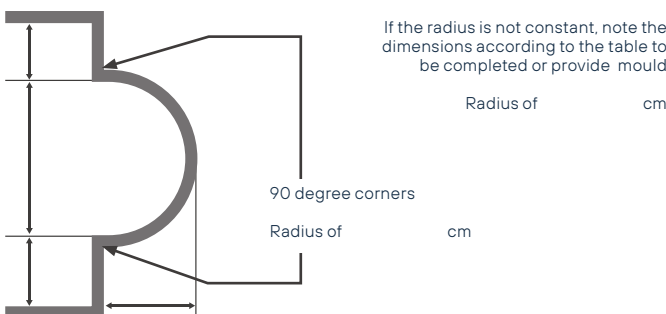
STRAIGHT STAIR SECTION



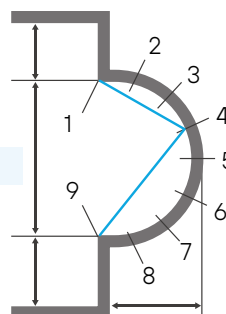
TRAPEZIUM STAIR SECTION



ROMAN STAIR SECTION



Divide the half circle of the staircase into 8 equal parts. Read the dimensions of : (e.g. from 1 to 4; from 4 to 9..)



1/2	cm
2/9	cm
1/3	cm
3/9	cm
1/4	cm
4/9	cm
1/5	cm
5/9	cm
1/6	cm
6/9	cm
1/7	cm
7/9	cm
1/8	cm
8/9	cm
1/8	cm

Slats

CLASSIC (delivered with electronic top mount reinforced)

Cream White  (RAL9001)

Arctic Blue  (RAL5012)

Silex Grey  (RAL 7032)

Pebble Grey  (RAL7004)

Steel Grey  (RAL7037)


SOLAR

Alu 

Blue 

Midnight 

PEARL

Pearl 

LITE PVC 83MM

Sand 

White 

Blue 

Light Grey 

Grey 

Fixed end caps

Adjustable end caps

LITE FLAT (FLAT PVC SLAT 83MM)

Sand 

White 


Light Grey 

Grey 

Colour drive system

Sand 

White 

Light grey 

Grey 

Options



Radio remote control for mounting on an interior wall



Safety lock wall fixation



Safety lock with retractable piton



Angled bracket for safety lock
coping stone fixation



Guiding wheels for overflow pools, set of 2
(not available for Covrex Lite)



Guiding wheels (for Covrex Lite) for
adjustable end caps fixed end caps



Retractable mechanical stop for overflow pools (only Lite):
adjustable end caps fixed end caps



Liner protection caps (for Covrex Classic): installed loose



Decorative trim with mirror effect (pair)

Other

Comments

Signature & stamp

(OBLIGATORY)

order date: