

Under Cave



Company:

Street + number:

Postal code + town:

Country :

Tel: +.. /

Email:

VAT:

Order Reference:

Recipient name:

Street + number:

Postal code + town:

Country:

Telephone number for delivery:

Accessible with lorry? YES NO

Is a forklift needed? YES NO
mandatory if delivery to end customer

Pick up organized by customer

Requested delivery date:

Reference client (for delivery):

Pool information

SHAPE (add a drawing)

Rectangular Special shape

STAIR SECTION

Roman Trapezium Rectangular

TYPE OF POOL

Liner pool NO YES (welded on site / one piece pre-fabricated liner) One piece pool (reference:)
Inox Stepoc/Styropor Mosaic/Ceramic Polypropylene

Standard installation on coping: YES NO

If not, special size

Specify the required width between mountings (outside footing) of the drive system cm

Skimmer pool

Overflow pool Both long sides
Mirror pool
One long side (add this to the plan)
Side opposite to the system
Other (please add drawing)

Specify the pool width including the overflow stones cm

TYPE OF WATER TREATMENT

Chlorine Salt electrolysis Other :

Please add measurements to be as clear as possible (in cm). Include your own plan as well.

**Rectangular
Special shape**

(except polycarbonate and flat slats)

UNDER CAVE

90 degree corners

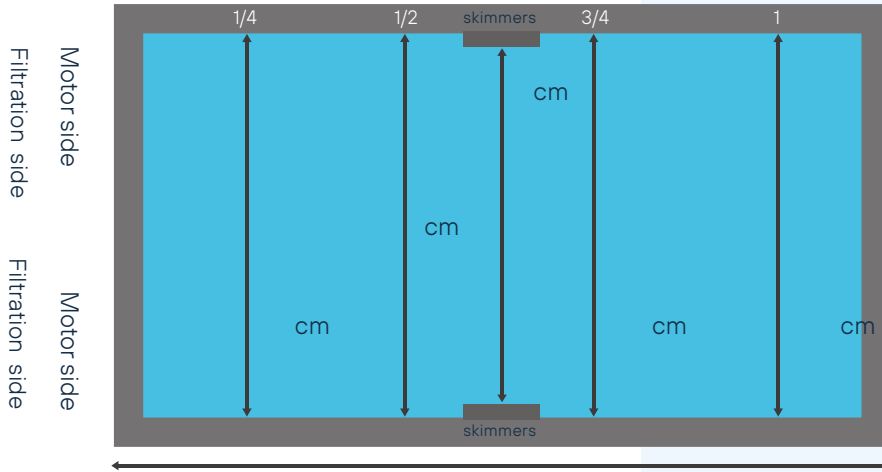
Rounded corners: cm

Bevelled corners: A: cm B: cm C: cm

90 degree corners

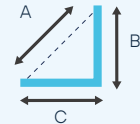
Rounded corners: cm

Bevelled corners: A: cm B: cm C: cm



Total pool length : cm

BEVELLED CORNERS



90 degree corners

Rounded corners: cm

Bevelled corners: A: cm B: cm C: cm

90 degree corners

Rounded corners: cm

Bevelled corners: A: cm B: cm C: cm

Stairs Cutout

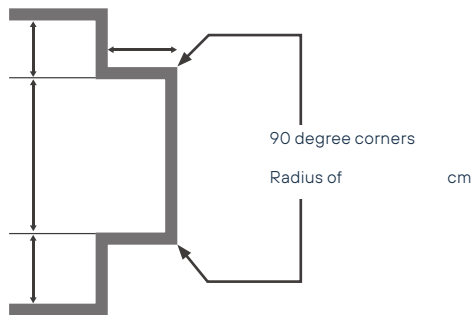


Rectangular

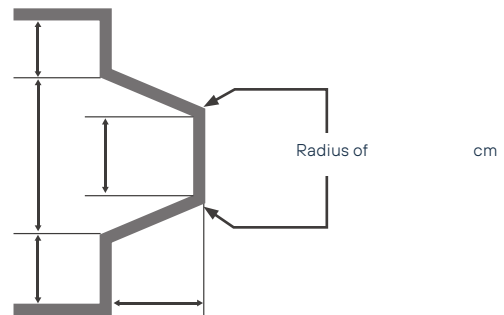


Special shape (except polycarbonate and flat slats)

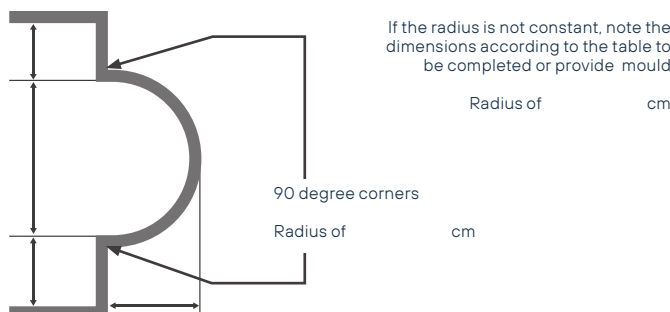
STRAIGHT STAIR SECTION



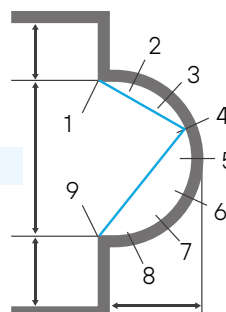
TRAPEZIUM STAIR SECTION



ROMAN STAIR SECTION



Divide the half circle of the staircase into 8 equal parts. Read the dimensions of : (e.g. from 1 to 4; from 4 to 9..)

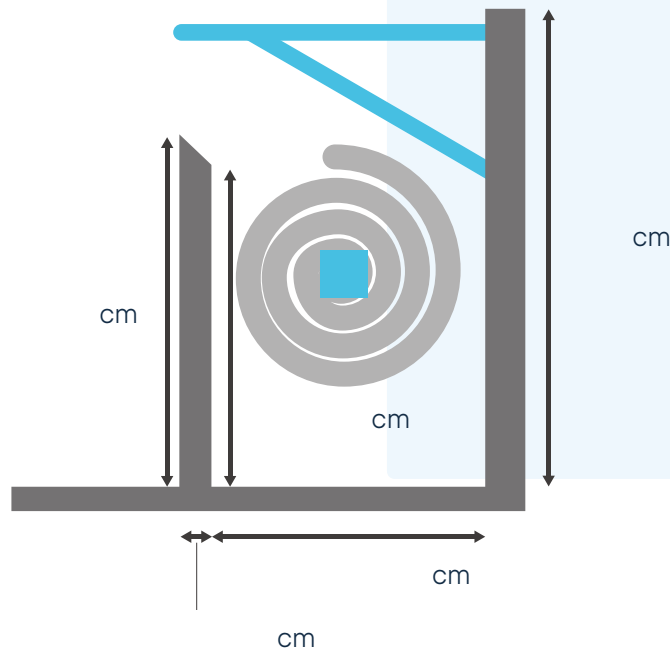


1/2	cm
2/9	cm
1/3	cm
3/9	cm
1/4	cm
4/9	cm
1/5	cm
5/9	cm
1/6	cm
6/9	cm
1/7	cm
7/9	cm
1/8	cm
8/9	cm
1/8	cm

SYSTEM CONFIGURATION:

- Wall conduit Own wall conduit Wall conduit is already installed Cable protection
- Side plates instead of wall fixations

COVER PIT DIMENSIONS:



PVC PANELS:

- No PVC panels or supporting structure
- Grey PVC panels to be tiled or covered
- Grey PVC panels which remain visible
- White PVC panels

Slats

CLASSIC

- Cream White (RAL9001) Arctic Blue (RAL5012) Silex Grey (RAL 7032)
- Pebble Grey (RAL7004) Steel Grey (RAL7037)

SOLAR

- Alu Blue Midnight

PEARL

- Pearl

