

Under Beach



Company:

Street + number:

Postal code + town:

Country :

Tel: +.. /

Email:

VAT:

Order Reference:

Recipient name:

Street + number:

Postal code + town:

Country:

Telephone number for delivery:

Accessible with lorry? YES NO

Is a forklift needed? YES NO
mandatory if delivery to end customer

Pick up organized by customer

Requested delivery date:

Reference client (for delivery):

Pool information

SHAPE (add a drawing)

Rectangular Special shape

STAIR SECTION

Roman Trapezium Rectangular

TYPE OF POOL

Liner pool NO YES (welded on site / one piece pre-fabricated liner) One piece pool (reference:)
Inox Stepoc/Styropor Mosaic/Ceramic Polypropylene

Standard installation on coping: YES NO

If not, special size

Specify the required width between mountings (outside footing) of the drive system cm

Skimmer pool

Overflow pool Both long sides
Mirror pool
One long side (add this to the plan)
Side opposite to the system
Other (please add drawing)

Specify the pool width including the overflow stones cm

TYPE OF WATER TREATMENT

Chlorine Salt electrolysis Other :

Please add measurements to be as clear as possible (in cm). Include your own plan as well.

**Rectangular
Special shape**

(except polycarbonate and flat slats)

UNDER BEACH

90 degree corners

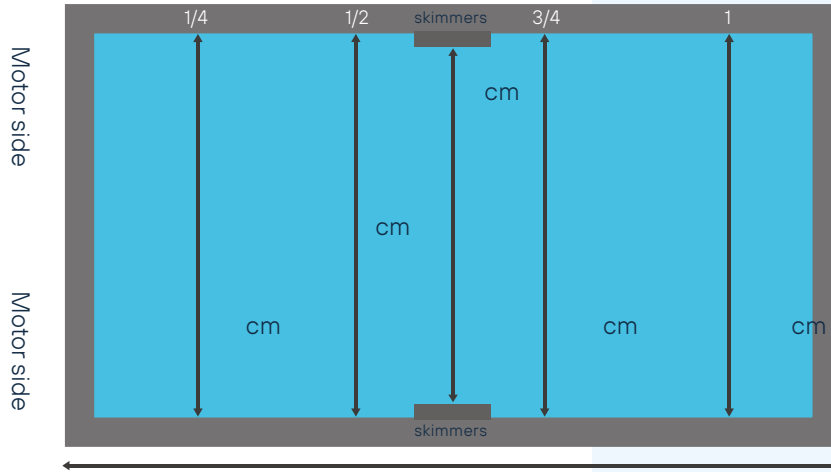
Rounded corners: cm

Bevelled corners: A: cm B: cm C: cm

90 degree corners

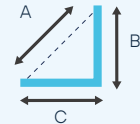
Rounded corners: cm

Bevelled corners: A: cm B: cm C: cm



Total pool length : cm

BEVELLED CORNERS



90 degree corners

Rounded corners: cm

Bevelled corners: A: cm B: cm C: cm

90 degree corners

Rounded corners: cm

Bevelled corners: A: cm B: cm C: cm

Stairs Cutout

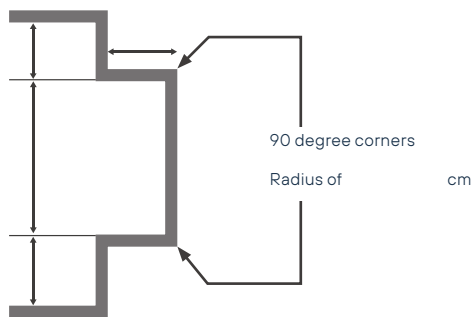


Rectangular

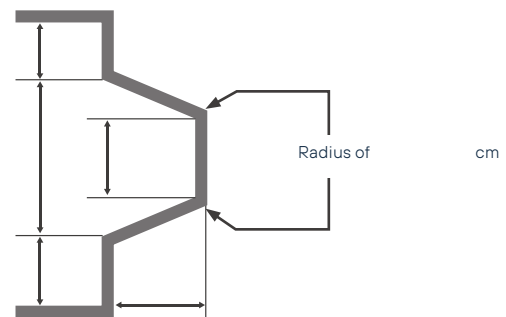


Special shape (except polycarbonate and flat slats)

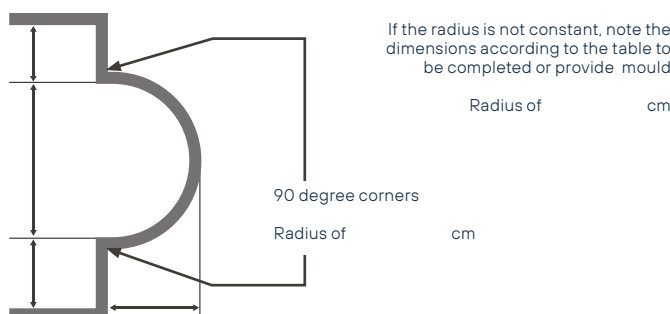
STRAIGHT STAIR SECTION



TRAPEZIUM STAIR SECTION



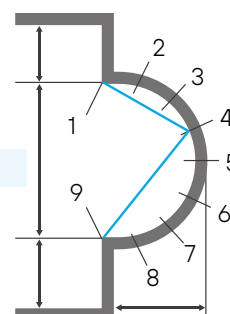
ROMAN STAIR SECTION



If the radius is not constant, note the dimensions according to the table to be completed or provide mould

Radius of cm

Divide the half circle of the staircase into 8 equal parts. Read the dimensions of : (e.g. from 1 to 4; from 4 to 9..)



1/2	cm
2/9	cm
1/3	cm
3/9	cm
1/4	cm
4/9	cm
1/5	cm
5/9	cm
1/6	cm
6/9	cm
1/7	cm
7/9	cm
1/8	cm
8/9	cm
1/8	cm

SYSTEM CONFIGURATION:

Wall conduit Own wall conduit Wall conduit is already installed Cable protection

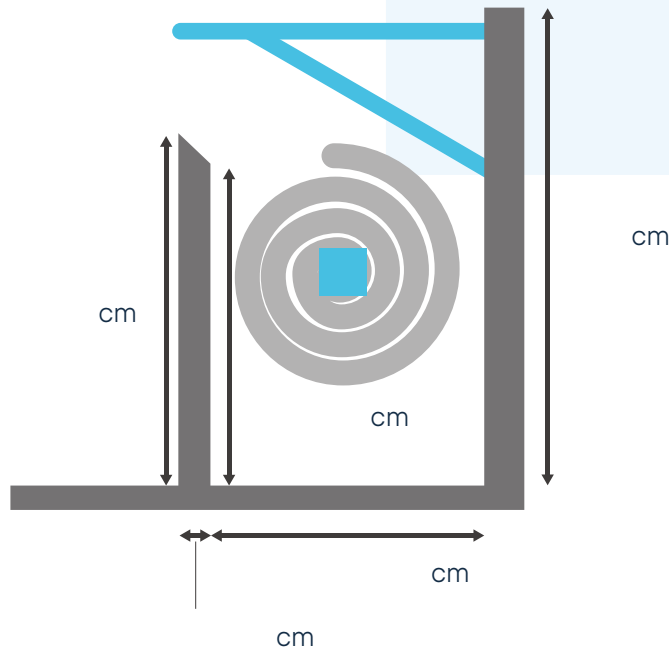
PVC PANELS:

No PVC panels Grey PVC panels White PVC panels

up to the separation wall and to be covered with liner or other
up to the separation wall and will remain visible
over the separation wall and to be covered with liner or other
over the separation wall and will remain visible

EXTRA BEAM: YES NO

COVER PIT DIMENSIONS:



Slats

CLASSIC

- Cream White (RAL9001)
- Arctic Blue (RAL5012)
- Silex Grey (RAL 7032)
- Pebble Grey (RAL7004)
- Steel Grey (RAL7037)

SOLAR

- Alu
- Blue
- Midnight

PEARL

- Pearl

Control panels



CoverControl (standard)



PC Mini
PC Go

PC Mini AP

Other control panel Covrex:

Options



Remote control (not available in France):
2-channels remote 4-channels remote



Angled bracket for safety lock coping stone
fixation



Grounding set
(obligatory with salt electrolysis)



Guiding wheels for overflow pools (set of 2)



Antenne for remote control
with 10 meter cable



Liner protection caps (for Covrex Classic):
installed loose



Extra motor cable (above 5m cable supplied
with the motor) cm



Handrail in stainless steel (per m) m
fixation in the wall
fixation under coping stones



Safety lock wall fixation

Comments

Signature & stamp

(OBLIGATORY)

order date: