

# Level Base



## Company:

Street + number:

Postal code + town:

Country :

Tel: +.. /

Email:

VAT:

## Order Reference:

Recipient name:

Street + number:

Postal code + town:

Country:

Telephone number for delivery:

Accessible with lorry? YES NO

Is a forklift needed? YES NO  
mandatory if delivery to end customer

Pick up organized by customer

Requested delivery date:

Reference client (for delivery):

## Pool information

SHAPE (add a drawing)

Rectangular Special shape

STAIR SECTION

Roman Trapezium Rectangular

TYPE OF POOL

Liner pool NO YES (welded on site / one piece pre-fabricated liner ) One piece pool (reference: )  
Inox Stepoc/Styropor Mosaic/Ceramic Polypropylene

Skimmer pool

Overflow pool Both long sides  
Mirror pool  
One long side (add this to the plan)  
Side opposite to the system  
Other (please add drawing)

Specify the pool width including the overflow stones cm

TYPE OF WATER TREATMENT

Chlorine Salt electrolysis Other:

SYSTEM CONFIGURATION

Wall conduit Own wall conduit Wall conduit is already installed Side plates instead of wall fixations  
Cable protection V-shaped (cable on pool the wall) or flat (cable in slot in the pool wall)

Please check the technical drawing for the recommended water level.

Please add measurements to be as clear as possible (in cm). Include your own plan as well.

**Rectangular  
Special shape**

(except polycarbonate and flat slats)

**LEVEL BASE**

90 degree corners

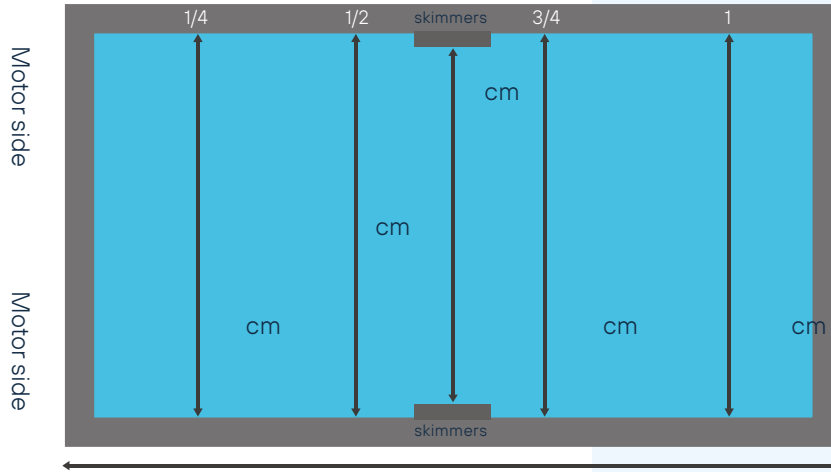
Rounded corners: cm

Bevelled corners: A: cm B: cm C: cm

90 degree corners

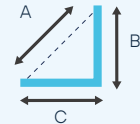
Rounded corners: cm

Bevelled corners: A: cm B: cm C: cm



Total pool length : cm

**BEVELLED CORNERS**



90 degree corners

Rounded corners: cm

Bevelled corners: A: cm B: cm C: cm

90 degree corners

Rounded corners: cm

Bevelled corners: A: cm B: cm C: cm

**Stairs Cutout**

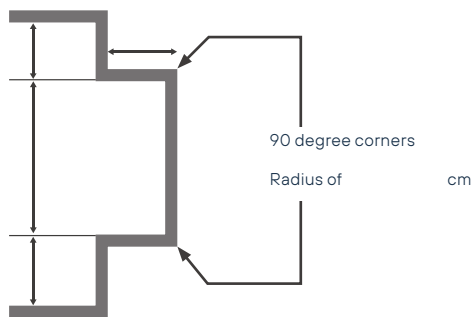


Rectangular

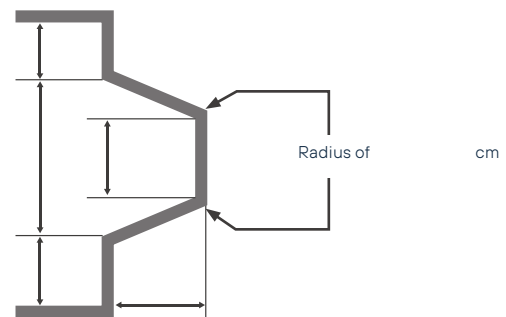


Special shape (except polycarbonate and flat slats)

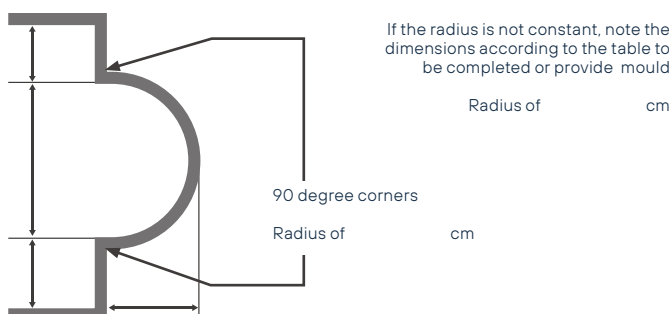
**STRAIGHT STAIR SECTION**



**TRAPEZIUM STAIR SECTION**



**ROMAN STAIR SECTION**

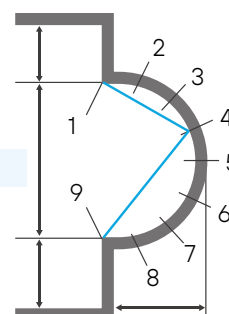


If the radius is not constant, note the dimensions according to the table to be completed or provide mould

Radius of cm

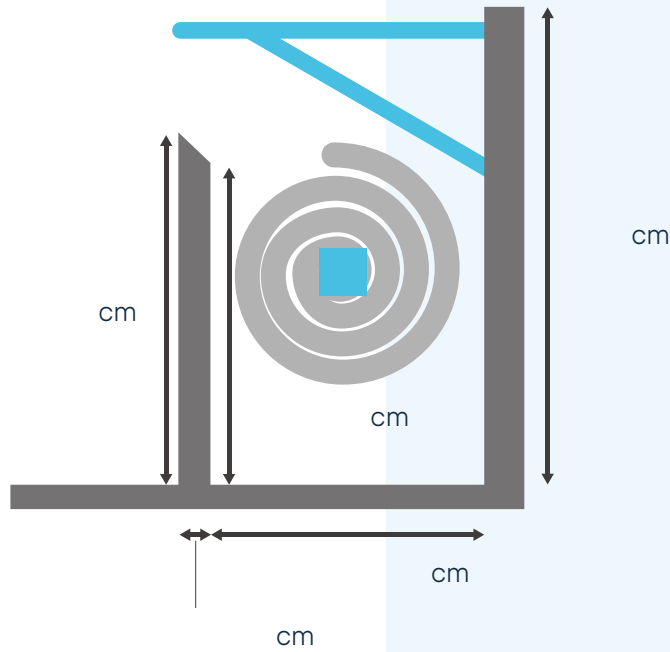
90 degree corners  
Radius of cm

Divide the half circle of the staircase into 8 equal parts. Read the dimensions of : (e.g. from 1 to 4; from 4 to 9..)



1/2	cm
2/9	cm
1/3	cm
3/9	cm
1/4	cm
4/9	cm
1/5	cm
5/9	cm
1/6	cm
6/9	cm
1/7	cm
7/9	cm
1/8	cm
8/9	cm
1/8	cm

COVER PIT DIMENSIONS:



**Slats**

CLASSIC

Cream White (RAL9001)

Arctic Blue (RAL5012)

Silex Grey (RAL 7032)

Pebble Grey (RAL7004)

Steel Grey (RAL7037)

SOLAR

Alu

Blue

Midnight

PEARL

Pearl

## Control panels



CoverControl (standard)



PC Mini  
PC Go

PC Mini AP

Other control panel Covrex:

## Options



Remote control (not available in France):  
2-channels remote control  
4-channels remote control



Grounding set  
(obligatory with salt electrolysis)



Adjustable guiding triangles  
in stainless steel



Antenne for remote control  
with 10 meter cable



Extra motor cable (above 5m cable supplied  
with the motor) cm



Safety lock wall fixation



Angled bracket for safety lock  
coping stone fixation



Guiding wheels for overflow pools (set of 2)



Liner protection caps (for Covrex Classic):  
installed loose



Handrail in stainless steel (per m) m  
fixation in the wall  
fixation under coping stones

## Comments

### Signature & stamp

(OBLIGATORY)

order date: